



I go to Abbey Centre when I am going shopping.  
Who will visit Abbey Centre with me?

Abbey Centre has 8 entrances.

They are located at:

Car Park A - Next and Dunnes Stores entrances


Car Park B - CEX, Food Court and Nando's entrances

Car Park C - Level 1

Car Park C - Level 2 and 3

Which entrance will we enter?





Car Park A





Car Park A - Next Entrance





Car Park A - Walking into Next



Car Park A - Walking onto the mall from Next





Car Park A - Dunnes Stores Entrance





Car Park A - Walking into Dunnes Stores



Car Park A - Walking onto the mall from Dunnes Stores



Abbey Centre also has a McDonald's located outside of the main building





Car Park B - External Car Park



Car Park B - Undercover Car Park



Car Park B - CEX Entrance





Car Park B - Entering mall via CEX Entrance



Car Park B - Food Court Entrance





Car Park B - Food Court Entrance  
Foyer



Car Park B - Entering mall via Food  
Court Entrance





Car Park B - Nando's Entrance





Car Park C - Level 1





Car Park C - Level 1 Entrance





Car Park C - Level 1 Foyer



Car Park C - Level 1 Stairs



Car Park C - Level 1 Lifts





Exiting the stairs and lifts at Car Park C Level 1



Car Park C - Level 2 Entrance





Car Park C - Level 2 Undercover Car Park  
and Long Stay Car Park



Car Park C - Level 2 Foyer





Car Park C - Level 3 Entrance



Car Park C - Level 3 Roof Top Car Park





Car Park C - Level 3 Lifts



Car Park C - Level 3 Stairs



If we are planning to shop in Abbey Centre for over 4 hours, we park our car in Car Park C Level 2 and 3 and pay £1.50 using the Car Parking Machine.

If we are planning to shop in Abbey Centre for less than 4 hours, we can park anywhere we like and chose our favourite entrance.





Exiting the stairs at  
Car Park C Level 2 & 3



Exiting the lift at  
Car Park C Level 2 & 3




Abbey Centre can be very busy at lunch time and weekends.  
Sometimes I might hear loud or sudden noises.  
People might push against me as they rush around shopping.  
I might be afraid but it will be ok.  
I can use my *(insert something that will help the individual to remain calm)* to help me feel better.  
I will stay close to *(insert person visiting with the individual)* and listen to what they tell me to do.





My parents / carer know that we can visit Customer Services and borrow a Sensory Pack or we can collect an ICE Wristband. My parents / carer fill in their details on my wristband and help me to put my wristband on my arm.



Sensory Pack & ICE Wristband





There are people in Abbey Centre who are there to help me.  
They are Customer Services Representatives, Security Personnel and  
Housekeepers.  
They are all able to answer lots of questions.



Customer Services Representatives sit behind the Customer Services desk. They wear black and a name badge. They are able to answer lots of questions.





Security Personnel patrol the mall. They wear blue shirts and red ties and carry lots of equipment. They are able to answer lots of questions.





Housekeepers patrol the mall pushing yellow cleaning carts. They wear black uniforms. They are able to answer lots of questions.



If I get separated from my parent / carer  
I should find one of these people and  
explain that I am lost.

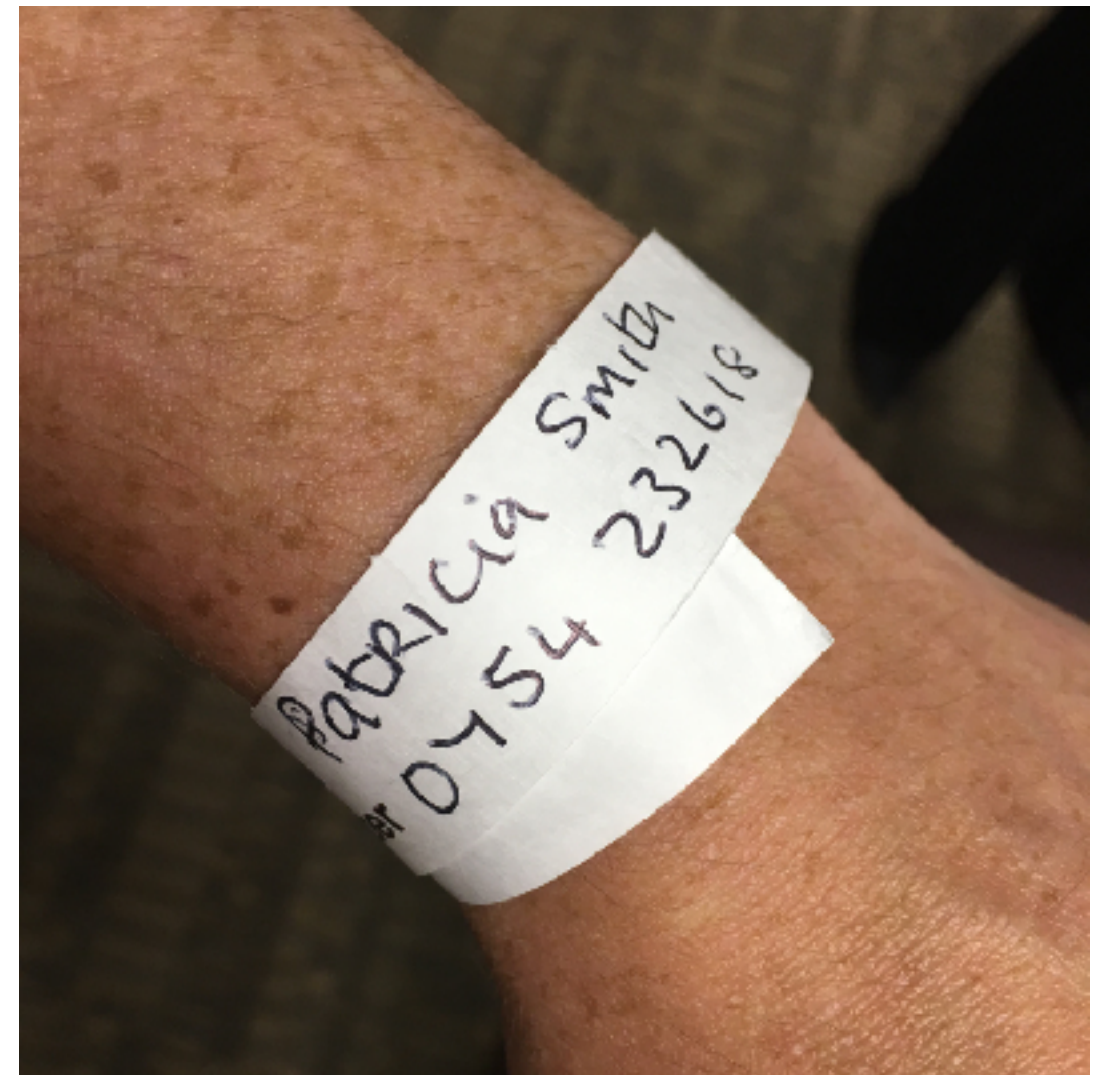
- Customer Services Representative
- Security Personnel
- Housekeeper

I can show my ICE Wristband to help the  
person locate my parent / carer.

The person will request over the phone  
or walkie-talkie that a Public Service  
Announcement is made.

I will then hear a voice over the loud  
tannoy calling my parent / carer to come  
meet me at the Customer Services  
Desk.

My parent / carer will then come pick me  
up.






We will visit shops and sometimes a cafe when we visit Abbey Centre.






We might visit the Food Court which can be noisy at lunch time and weekends.



  
ABBAYCENTRE  
FASHION • FOOD • LIFESTYLE

SHOPS WE ARE VISITING TODAY

1.	
2.	
3.	
4.	
5.	
6.	
7.	
8.	
9.	
10.	

  
ABBAYCENTRE  
FASHION • FOOD • LIFESTYLE

OUR SHOPPING LIST

1.	
2.	
3.	
4.	
5.	
6.	
7.	
8.	
9.	
10.	

I can help plan my journey using a ‘Shops We Are Visiting Today’ activity sheet.

I can also create a shopping list of items we need using a ‘Shopping List’ activity sheet.





If I feel like I need a little time out when in Abbey Centre, my parent / carer can request assistance from;

- Customer Services Representative
- Security Personnel
- Housekeeper

explaining that we need a little quiet space.

The Abbey Centre helper will then lead us to a nice, quiet space where I can re-centre and breathe.

Once settled, we can then continue our shopping journey.



If I need to use the bathroom during my shopping trip I can visit the public restrooms located at:

- Exit onto mall from Level 1 Lifts and Stairs
- Upstairs (or using lift) at the Food Court







Toilets are sign posted in purple with a female and male symbol



I use the toilet as normal then proceed to wash hands

1. Push water on
2. Hands wet
3. Push for soap
4. Rub hands with soap
5. Rinse
6. Dry using hand dryer

Please note that the hand dryers can be noisy

